

WHY US ?

- **MORE THAN 25 YEARS** of vast experience in battery manufacturing with progressive **R&D TEAM** ensuring **TOP CLASS PRODUCT DELIVERY** to our **PRECIOUS CUSTOMERS**.
- Batteries are designed for **DEEP DISCHARGE** application offering high performance.
- **HYBRID ALLOY** used in both positive and negative plates offering **LOW WATER LOSS** and **LESS MAINTENANCE**.
- **DARAMIC EUROPEAN SEPERATOR** with **LOW WATER LOSS FEATURE** used **PROVIDING LESS MAINTENANCE** and **SAFETY FROM INTERNAL SHORTS**.
- **KETEX** world class tubular bag used to make positive plates.
- Battery is **REFINED** at each process leading to final charged battery **HAVING FE(IRON) BELOW 5 PPM**.
- **99.98% PURE LEAD** used to make the oxide which plays role of active material contributing to battery back up and performance.
- **PROPER RATIO OF ACTIVE MATERIAL** between negative plate and positive plate, promoting high cycle life and great performance
- **ACTIVATED CARBON** used in negative plate formation leading **TO INCREASED CHARGE ACCEPTANCE** and allows battery to **COME OUT FROM DEEP DISCHARGED STATE** easily.



DOWNLOAD
Corporate Brochure



DOWNLOAD
Solar Battery Catalogue



PASTING MACHINE



CURING CHAMBER



ADOR CHARGER DISCHARGER



PDC



BRUKER SPECTROMETER



OXIDE BALL MILL



VOLTAIC INDUSTRIES PVT. LTD.

D-37, Udhyog Puram Industrial Area, Partapur, Meerut - 250103 (UP) INDIA



**SOLAR
BATTERY**

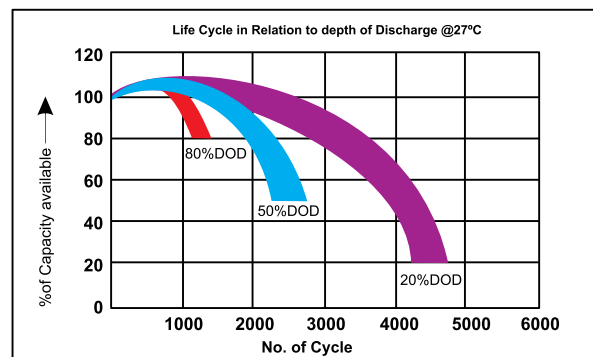


C20 SOLAR

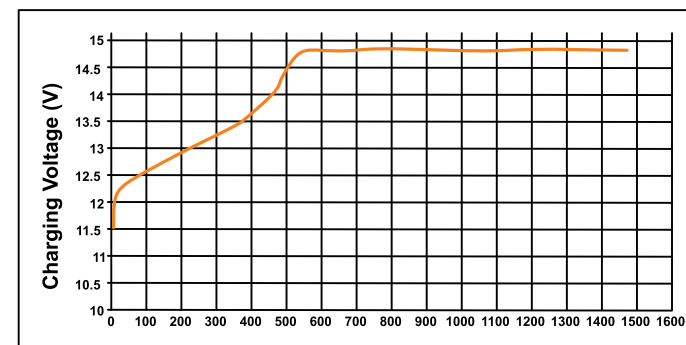
Model	VSTB-10000	VSTB-15000	VSTB-20000	VSTB-22000	VSTB-24000	VSTB-26000	VSTB-28000	VSTB-30000	VSTB-32000
Parameters	100Ah	150Ah	200Ah	220Ah	240Ah	260Ah	280Ah	300Ah	320Ah
Container	PPCP	PPCP	PPCP	PPCP	PPCP	PPCP	PPCP	PPCP	PPCP
Separator	PE Daramic	PE Daramic	PE Daramic	PE Daramic	PE Daramic	PE Daramic	PE Daramic	PE Daramic	PE Daramic
Nominal Voltage	12V	12V	12V	12V	12V	12V	12V	12V	12V
No. Of Cells	6	6	6	6	6	6	6	6	6
Design Life	6 Years	6 Years	6 Years	6 Years	6 Years	6 Years	6 Years	6 Years	6 Years
Nominal Capacity(20°C)									
20 Hr Rate (10.5)	100Ah	150Ah	200Ah	220Ah	240Ah	260Ah	280Ah	300Ah	320Ah
Self Discharge	<3%Pm	<3%Pm	<3%Pm	<3%Pm	<3%Pm	<3%Pm	<3%Pm	<3%Pm	<3%Pm
Operating Temperature Range									
Discharge	0~55°C	0~55°C	0~55°C	0~55°C	0~55°C	0~55°C	0~55°C	0~55°C	0~55°C
Charge	0~55°C	0~55°C	0~55°C	0~55°C	0~55°C	0~55°C	0~55°C	0~55°C	0~55°C
Storage	0~55°C	0~55°C	0~55°C	0~55°C	0~55°C	0~55°C	0~55°C	0~55°C	0~55°C
Max. Discharge Current 77°F(25°C)	600A(3s)	600A(3s)	600A(3s)	600A(3s)	600A(3s)	600A(3s)	600A(3s)	600A(3s)	600A(3s)
Short Circuit Current	100A	150A	200A	220A	240A	260A	280A	300A	320A
Charge Methods:	CCCV 77°F(25°C)								
Cycle Use	14.4-14.7V								
Maximum Charging Current	10A	15A	20A	22A	24A	26A	28A	30A	32A
Temperature Compensation	75mV/300moh								
Standby Use	13.8-14.2V	13.8-14.2V	13.8-14.2V	13.8-14.2V	13.8-14.2V	13.8-14.2V	13.8-14.2V	13.8-14.2V	13.8-14.2V
Weight±3% Kgs	52	57	63	66	68	70	73	78	80

IS 13369, IEC 60896-11 Stationary Lead Acid Battery, ISO 9001:2015, CE Complied.

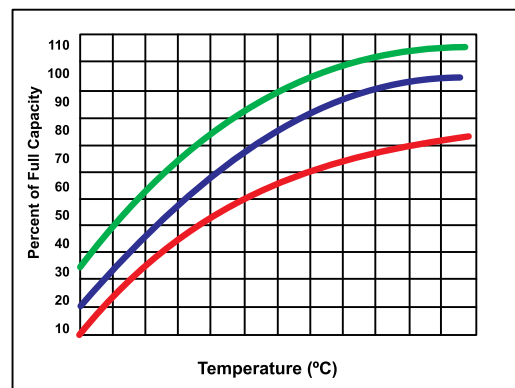
Expected Life



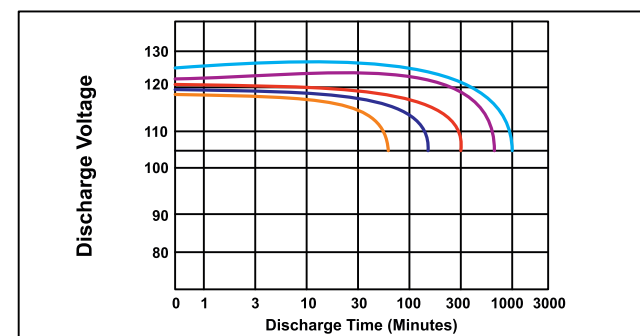
Charging Profile



Expected Capacity vs Temperature



Discharging Characteristics at various rates @27°C

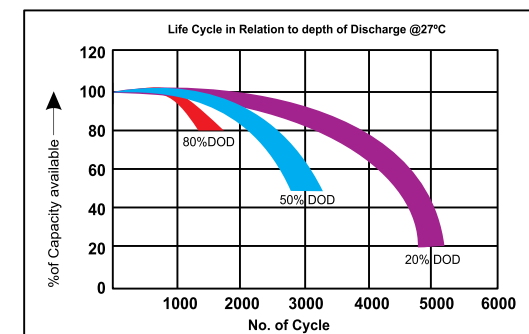


C10 SOLAR

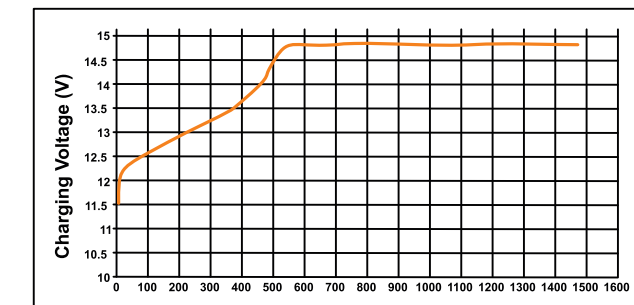
Model	VAC ₁₀ -5000	VAC ₁₀ -7500	VAC ₁₀ -10000	VAC ₁₀ -15000	VAC ₁₀ -20000	VAC ₁₀ -22000	VAC ₁₀ -24000	VAC ₁₀ -26000	VAC ₁₀ -28000	VAC ₁₀ -30000
Parameters	50Ah	75Ah	100Ah	150Ah	200Ah	220Ah	240Ah	260Ah	280Ah	300Ah
Container	PPCP	PPCP	PPCP	PPCP	PPCP	PPCP	PPCP	PPCP	PPCP	PPCP
Separator	PE Daramic	PE Daramic	PE Daramic	PE Daramic	PE Daramic	PE Daramic	PE Daramic	PE Daramic	PE Daramic	PE Daramic
Nominal Voltage	12V	12V	12V	12V	12V	12V	12V	12V	12V	12V
No. Of Cells	6	6	6	6	6	6	6	6	6	6
Design Life	7 Years	7 Years	7 Years	7 Years	7 Years	7 Years	7 Years	7 Years	7 Years	7 Years
Nominal Capacity										
10hr Rate (10.5v)	50Ah	75Ah	100Ah	150Ah	200Ah	220Ah	240Ah	260Ah	280Ah	300Ah
3hr Rate (10.8V)	36.75	55.12	73.5	110.25	147	161.5	176.4	191.1	205.8	220.5
Self Discharge	<3%Pm	<3%Pm	<3%Pm	<3%Pm	<3%Pm	<3%Pm	<3%Pm	<3%Pm	<3%Pm	<3%Pm
Operating Temperature Range										
Discharge	0~55°C	0~55°C	0~55°C	0~55°C	0~55°C	0~55°C	0~55°C	0~55°C	0~55°C	0~55°C
Charge	0~55°C	0~55°C	0~55°C	0~55°C	0~55°C	0~55°C	0~55°C	0~55°C	0~55°C	0~55°C
Storage	0~55°C	0~55°C	0~55°C	0~55°C	0~55°C	0~55°C	0~55°C	0~55°C	0~55°C	0~55°C
Max. Discharge Current 77°F(25°C)	600A(3s)	600A(3s)	600A(3s)	600A(3s)	600A(3s)	600A(3s)	600A(3s)	600A(3s)	600A(3s)	600A(3s)
Short Circuit Current	100A	100A	100A	150A	200A	220A	240A	260A	280A	300A
Charge Methods:	CCCV 77°F(25°C)									
Cycle Use	14.4-14.7V									
Maximum Charging Current	5A	7.5A	10A	15A	20A	22A	24A	26A	28A	30A
Temperature Compensation	75mV/300moh									
Standby Use	13.8-14.2V	13.8-14.2V	13.8-14.2V	13.8-14.2V	13.8-14.2V	13.8-14.2V	13.8-14.2V	13.8-14.2V	13.8-14.2V	13.8-14.2V
Weight±3% Kgs	20	28	54	58	66	68	70	73	78	83

IS 13369, IEC 60896-11 Stationary Lead Acid Battery, ISO 9001:2015, CE Complied.

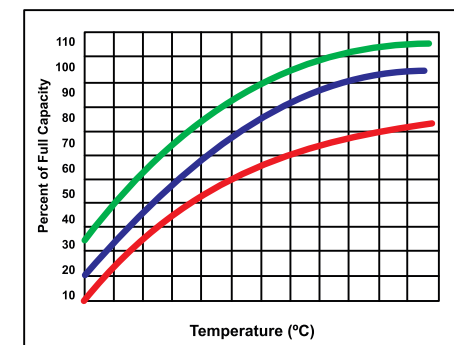
Expected Life



Charging Profile



Expected Capacity vs Temperature



Discharging Characteristics at various rates @27°C

